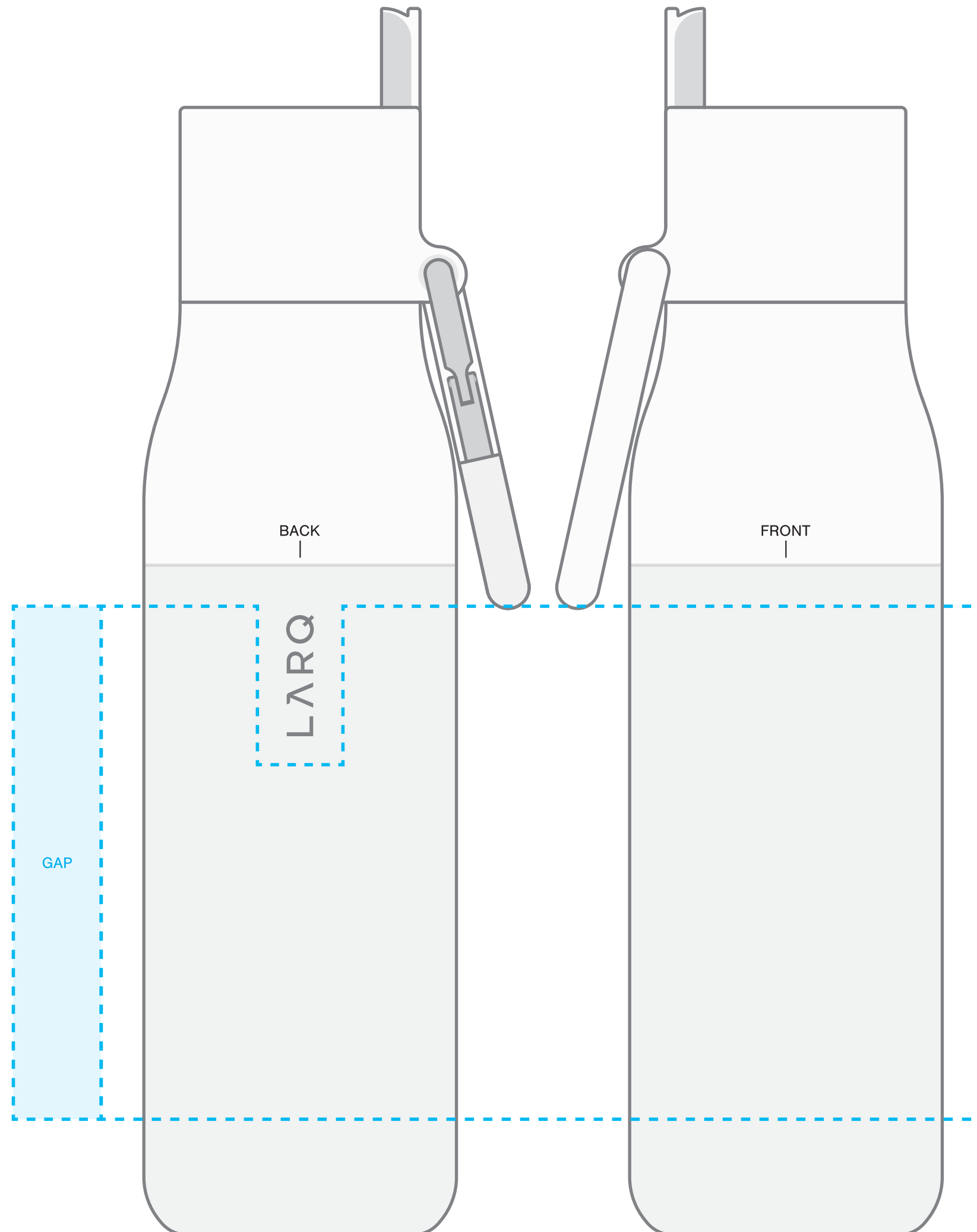


SCREENPRINT

IMPRINT AT 100%

INSTRUCTIONS:

1. OPEN TEMPLATE IN ADOBE ILLUSTRATOR OR YOUR PREFERRED GRAPHICS EDITOR.
2. PLACE ARTWORK IN DESIGNATED AREA.
3. SUBMIT YOUR FINAL DESIGN TO OUR VIRTUAL TEAM FOR MOCKUPS OR DIRECTLY TO OUR ORDER PROCESSING TEAM FOR PROOFS.



17 OZ LARQ FLIP TOP BOTTLE

AVAILABLE IMPRINT AREA = 4.5" h x 2.75" w x 7.75" wrap
[8.52" full wrap when printing more than one color]

NOT A PROOF — FOR CONCEPT PURPOSES ONLY

DESIGNATE PMS# TO CORRESPONDING COLOR #. USE PMS COLORS AND OUTLINE ANY FONTS BEFORE SUBMITTING WITH YOUR ORDER.

D4

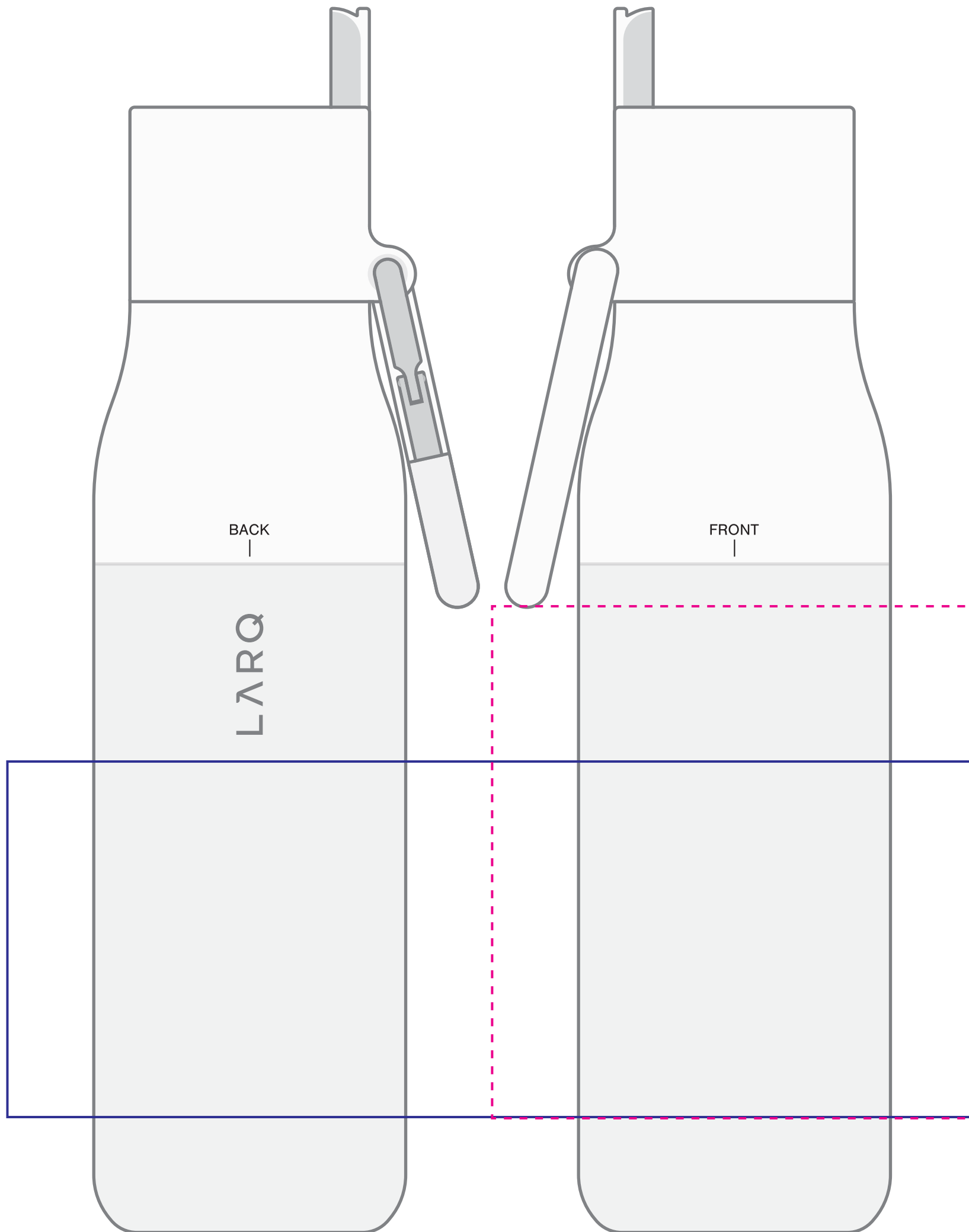
IMPRINT AT 100%

INSTRUCTIONS:

1. OPEN TEMPLATE IN ADOBE ILLUSTRATOR OR YOUR PREFERRED GRAPHICS EDITOR.
2. PLACE ARTWORK IN DESIGNATED AREA.
3. SUBMIT YOUR FINAL DESIGN TO OUR VIRTUAL TEAM FOR MOCKUPS OR DIRECTLY TO OUR ORDER PROCESSING TEAM FOR PROOFS.

****CIRCLES/SQUARES WILL WARP ON TAPERED ITEM****

****LARQ LOGO LOCATION MAY VARY FROM PIECE TO PIECE****



17 OZ LARQ FLIP TOP BOTTLE

D4 AVAILABLE IMPRINT AREA = 3.125" h x 2.75" w x 8.52" wrap

ALTERNATE D4 AVAILABLE IMPRINT AREA = 4.5" h x 2.75" w x 4.25" wrap

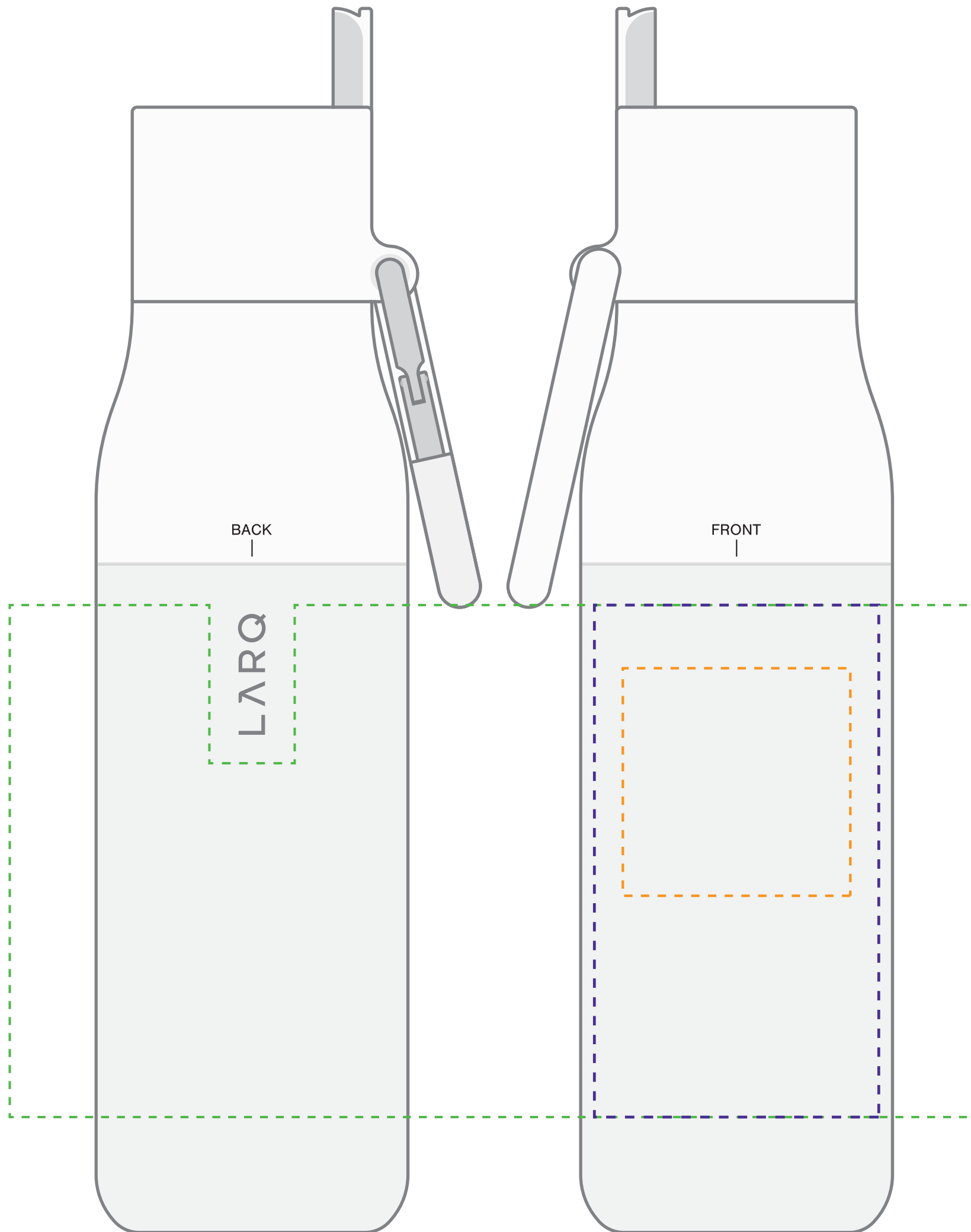
NOT A PROOF — FOR CONCEPT PURPOSES ONLY

OUTLINE ANY FONTS BEFORE SUBMITTING WITH YOUR ORDER.

INSTRUCTIONS:

1. OPEN TEMPLATE IN ADOBE ILLUSTRATOR OR YOUR PREFERRED GRAPHICS EDITOR.
2. PLACE ARTWORK IN DESIGNATED AREA.
3. SUBMIT YOUR FINAL DESIGN TO OUR VIRTUAL TEAM FOR MOCKUPS OR DIRECTLY TO OUR ORDER PROCESSING TEAM FOR PROOFS.

****LASERX NOT AVAILABLE ON STAINLESS ITEMS.****



17 OZ LARQ FLIP TOP BOTTLE

LASERX AVAILABLE IMPRINT AREA = 2" h x 2" w ONE SIDE ONLY

LASERX+ AVAILABLE IMPRINT AREA = 4.5" h x 2.5" w

LASERX360 AVAILABLE IMPRINT AREA = 4.5" h x 2.75" w x 8.52" wrap

NOT A PROOF – FOR CONCEPT PURPOSES ONLY

OUTLINE ANY FONTS BEFORE SUBMITTING WITH YOUR ORDER.